



# Shaping the Sustainable Laundry

## Line 6000 Evolution Barrier Washers

Barrier Washers



# You talk...

Help me to achieve outstanding results while minimizing effort and costs. I need high-performance, user-friendly laundry solutions that ensure **optimal hygiene and maximum productivity**.

Reliability is a must: we need robust equipment that will stand the test of time, guaranteeing us year-on-year savings.



# ...we listen

We've made it our mission to anticipate your needs. They inspire our quest for innovation, helping us to design reliable and cost-effective solutions. Our new Barrier Washer range, the first to gain ergonomic certification, eases the strain, boosting productivity significantly. Naturally hygiene always takes first place. **Laundry is your business, meeting your needs is ours; not just today but for years to come.**




## Innovation is our watchword, premium performance our promise



### Cutting-edge ergonomics

A synthesis of ergonomics and human-centered design, for exceptional user experience.



### Hygiene Matters

Hygiene-enhancing systems protect your team and end-users, giving you peace of mind.



### More gain, less strain

Outstanding productivity and optimal results thanks to intuitive, user-friendly, smart technology.



### Real-time solutions

Monitor and pro-actively enhance equipment performance from wherever you are.

# Leaders in Ergonomic Certification

We know that repetitive tasks such as reaching, bending and pouring can take their toll, leading to fatigue and reduced productivity. Our human-centered designs **focus on the physical and cognitive interaction between user and equipment**. This enhances safety, improves productivity, and provides an all round effortless experience.

## The first to obtain ergonomic certification

Ergonomic interventions can reduce work-related musculoskeletal disorders (WMSDs) by **59%**, with an average decrease of **75%** in sick days and a **25%** increase in productivity.

Washington State Department of Labor & Industries



Human centered design for outstanding productivity gains with minimal effort





# Experience 4-stars



Our Barrier Washers have earned the prestigious 4-star rating for ergonomics, an international certification.

This means they have been user-tested to make sure your operators will feel reduced tension and strain, so they—and your business—can thrive.



Designed with international standards of excellence in mind to achieve the highest level of safety and technical certifications.



Proven to reduce musculoskeletal disorders as a result of body analysis trials whilst operating machinery.

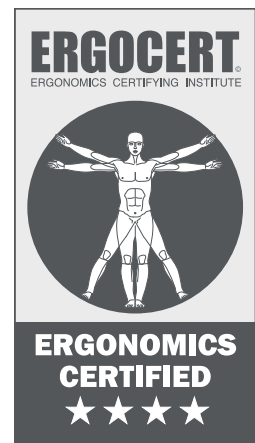


User-appliance synergy based on years of testing the interaction between operator and appliance to create an intuitive and effortless experience.



360° human-centered certified design at the core of the rigorous development process.

Opening our Barrier Washer doors has never been so smooth... It's even easier than opening your car door!



Force of 40 Netwton (N) for Line 6000 Evolution Barrier Washers



...compared to 70 Netwton (N) to open a car door.



# Enhanced usability, superior safety

At the heart of every Electrolux Professional solution, there is the user. Every innovation is aimed at improving usability, easing the workload and enhancing safety. One example is our new ergonomic door, which now features an automated locking system for improved handling.



**Dedicated access  
for loading soiled laundry**



## Optimal height

Thanks to its new ergonomic handle, the door is suited to people of all heights. This facilitates the loading and unloading process, reducing the strain for the user.



## Easy fit, easy access

Ergonomically enhanced for easy access and optimal safety operation, the large stainless-steel door has a **wide-angle opening of just under 180°**.



## Built around your needs

All models can be ordered with either **leftward or rightward** opening options, allowing the appliances to be fitted in all room configurations.



## Space-saving design

Thanks to its compact footprint, the appliances can be fitted into the smallest of areas, optimizing space and improving the working environment.

Automatic  
Door  
Locking

## Lightening the workload

Our new external door handle with built-in locking device **locks/unlocks automatically the door before/after the washing cycle**. This improves handling significantly, making loading and unloading so much easier.



## Ergonomics meets smart technology

Ergonomically designed and fitted with our innovative **Indexing System**, the inner drum locks automatically, guaranteeing correct positioning during loading and unloading operations. This enhances user-safety and improves workflow significantly.

# Everything under your control with COMPASSPRO



The **Compass Pro**® boasts a large user-friendly display with 10 preset and 15 customizable programs in a choice of 23 languages. Short-cut buttons provide quick access to frequently used programs.

The **double Compass Pro**® controller oversees and monitors from the clean side the laundry process thanks to an additional display communicating program status, instructions and error messages.



## New optimized inner drum door locker

Thanks to its ergonomically-enhanced large steel plate and intuitive interface, the inner-drum door provides improved handling and optimum safety.



## Smart, Smooth, Safe

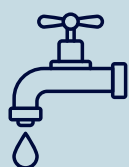
Our large inner-drum doors make loading and unloading exceptionally easy, while our innovative opening mechanism pre-opens **the inner-drum doors automatically at the end** of the wash cycle, so that extracting wet linen is now trouble free thanks to the AIDO system.



Dedicated access for unloading clean laundry

# Germ-free hygiene without compromise

Our cutting-edge barrier systems guarantee **maximum hygiene at every stage of the laundry process**, providing round-the-clock peace of mind.



## Precise water quality control

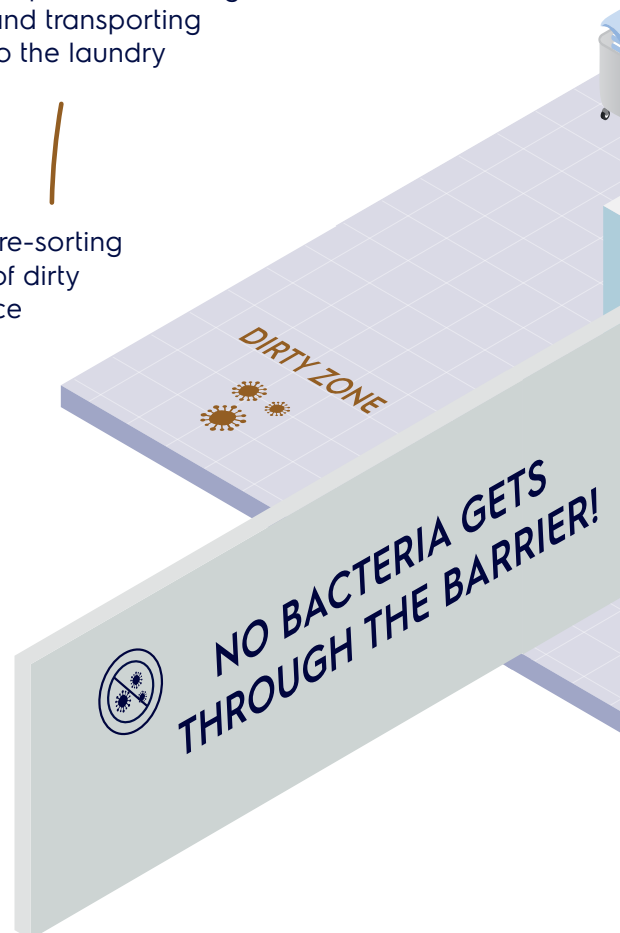
The addition of a titration valve allows water quality to be thoroughly analyzed and hygiene monitored throughout the wash cycle.



## Your Hygiene Partner

The Electrolux Professional Hygiene Watchdog (HW) ensures full-cycle completion so that all laundry is **fully washed and thoroughly decontaminated**. This guarantees maximum defense against the spread of microorganisms and cross infections, keeping germs at bay and your mind at rest.

- 1** Collecting, pre-sorting and storing of dirty linen at source
- 2** Proper conditioning and transporting to the laundry
- 3** Sorting and preparing to wash
- 4** Washing with the right temperature/ detergent mix for each textile family







**Constant hygiene control for added reassurance**

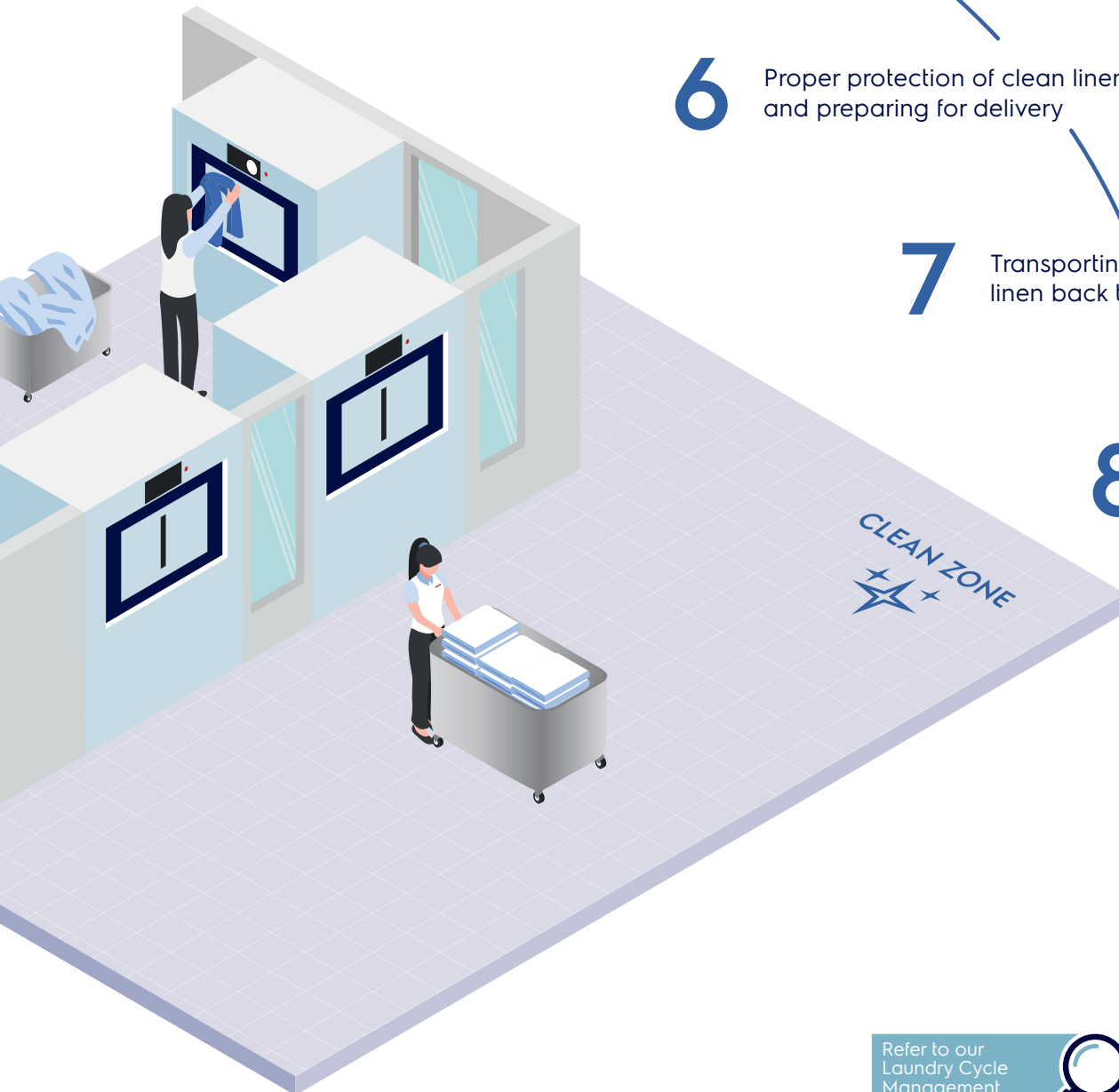
The Certus Management Information System™ (CMIS) offers the highest level of control and traceability by monitoring and tracking each stage of the laundry process.

**5** Drying and ironing to be carried out quickly to minimize re-contamination

**6** Proper protection of clean linen and preparing for delivery

**7** Transporting clean linen back to wards

**8** Proper storing of clean linen in wards



Refer to our Laundry Cycle Management for more details






**Productivity**

**Guaranteed  
productivity gains  
and outstanding  
performance,  
time after time.**

# Saving time, delivering results

Performance-led design underpins our every innovation and the new Pullman-inspired barrier washer range is no exception. Complemented by time and energy saving features, the Evolution range is built to stand the test of time, guaranteeing productivity gains and outstanding performance, year in, year out.



## The perfect balance

Achieve optimum stability, fast, quiet wash cycles and short drying times with our unique Power-Balance feature. Designed to **extend washer lifetime and reduce drying costs**, this performance-enhancing innovation automatically detects and rectifies unbalanced loads in the washer drum by adjusting distribution and spin speeds to maximize water extraction.



## A weight off your mind

Optimize productivity by ensuring outstanding results without wastage. With our Integrated Savings technology, **laundry is weighed automatically** and the **weight digitally displayed during loading**. This not only saves time, energy and resources but avoids overloading and underloading, thereby extending washer lifetime.



## Precision dosage

Reduce detergent consumption to a minimum for maximum efficiency, significant cost savings and a greener footprint. Thanks to our Efficient Dosing feature, the precise amount of **detergent and water needed will be added automatically in proportion to the weight of the load**, eliminating waste and boosting performance.



Cost-saving innovation helps you save on water, energy and detergent

# Uncompromising hospital hygiene

**Caring for patients is your mission, helping you achieve it is ours!**

Bedlinen, towels, napkins and clothing harbour harmful germs and require thorough and rigorous cleaning to eradicate the risk of infection and prevent cross-contamination.

**When it comes to hygiene, we never cut corners**

Our laundry solutions ensure you have the necessary tools to meet the very stringent hygiene regulations governing laundry processing in hospital, clinical environments and contract laundries.

**Global leader in barrier laundry solutions with more than 190 installations every year.**



# Protecting the protectors

## We've got it covered

Whether you require advanced or specialized cleaning of Personal Protective Equipment (PPE: turnout gear, masks, boots, etc) or the laundering of workout gear, our wide range of wash programs provides targeted solutions.

## Round-the-clock protection

Our decontamination systems significantly reduce the dangerous health risks posed by exposure to carcinogens and other toxic substances. Effective decontamination also helps preserve the protective integrity of PPE fabrics, safeguarding your team day after day.



Protect your firefighters by ensuring all PPE is properly decontaminated.

# Preventing cleanroom contamination

## Robust, rigorous and reliable

In pharmaceutical, microelectronics and food industries, exposure to microparticles and micro-organisms poses a significant contamination risk. To ensure the safety of your process, all protective clothing must undergo rigorous cleaning.

Robustly built to comply with strict international standards, our barrier washers offer the perfect solution for all your cleanroom needs.



Did you know that the human body can generate between 1-5 million 0.5µm particles per minute when moving?





Real-time  
solutions

Elect  
Profes

O

A world of digital solutions that **simplify your work and help your business develop.** Benefit from a growing range of services, designed just for you.

# The OnE effect

A unique partner. A world of benefits.

Electrolux Professional **OnE** is your digital partner, helping you to optimize your laundry operations. **OnE** guides you through your day, enabling you to make the right decisions every time. Whether you are an owner, manager, operator, or technician, **OnE** helps you to get top performance from your Electrolux Professional solutions. This will maximize your revenue and accelerate your return on investment.

Electrolux  
Professional  
**OnE**



## Improve your work-life

Electrolux Professional **OnE** gives you remote control over your operations. This saves you time to focus on the essentials of your business.



## Maximize profit

Electrolux Professional **OnE** helps you reduce consumption to a minimum, optimize business efficiency, and maximize profits. This in turn will maximize your profits.



## Boost your performance

Electrolux Professional **OnE** gives you the insight to better organize your production flow, and so improve your productivity and output quality and meet the highest quality standards.



## Increase uptime of your equipment

Electrolux Professional **OnE** helps you plan maintenance at just the right time, to ensure maximum uptime while reducing your costs for unexpected breakdowns.



# Essentia Teamed to serve you. Anytime, anywhere

Essentia is **the heart of superior Customer Care**, a dedicated service that ensures your competitive advantage. Provides you with the support you need and takes care of your processes with a **reliable service network**, a range of tailor-made exclusive services and innovative technology.

You can count on more than **2,200 authorized service partners**, **10,000 service engineers** in more than **149 countries**, and over **170,000 managed spare parts**.

## Service network, always available

We stand ready and committed to support you with a **unique service network** that makes **your work-life easier**.

## Service agreements you can trust

You can choose from **flexible tailor-made service packages**, according to your business needs, offering a variety of maintenance and support services.

## Keep your equipment performing

Undertaking correct maintenance in **accordance with Electrolux Professional Manuals** and recommendations is essential to avoid unexpected issues. **Electrolux Professional Customer Care** offers a number of **tailor-made service packages**. For more information contact your preferred **Electrolux Professional Authorized Service Partner**.




Watch  
the video  
and find out  
more!



# Accessories & Consumables: your added value

Simplify your work and help your equipment last longer with **original Accessories & Consumables**. Dispatched quickly after rigorous testing by Electrolux Professional experts to ensure **best-in-class performance, profitability and user safety**.

## Keep your laundry moving!

|   | Description  | Code   | Part number  | Technical information  |
|---|--|--|--|--|
|  | <p><b>Water-soluble bags</b><br/>Our water-soluble bags are ideal for hospitals and other healthcare facilities. There is no direct physical contact with high contamination linen which is closed inside the bag. Once the bag is put inside the drum it then dissolves in the water during the wash cycle.</p> | <p>0W1XXU<br/>0W1XXV<br/>0W1XXW</p>            | <p>432730582<br/>432730583<br/>432730584</p>           | <p>L660 x H840 mm, 1 roll = 25 bags<br/>L710 x H990 mm, 1 roll = 25 bags<br/>L910 x H990 mm, 1 roll = 25 bags</p>  |
|  | <p><b>Stainless Steel Trolley:</b><br/>Our stainless-steel trolleys are suitable for hospitals and other healthcare facilities, each is designed to come up close to the laundry equipment</p>   | <p>0W1Y2F</p>                                  | <p>432730562</p>                                       | <p>L800 x W600 x H650 mm,<br/>220 liters</p>   |
|  | <p><b>Spring trolley:</b><br/>Trolley with load leveller allows the capacity to be constantly kept at the highest working level.</p>   | <p>0W1Y2B</p>                                  | <p>432730557</p>                                       | <p>L1030 x W450 x H800 mm,<br/>229 liters</p>  |
|  | <p><b>Bulk Transport Cart:</b><br/>Our spacious carts can be used for storing and transporting lightweight items such as bedclothes and other hospital linens.</p>   | <p>0W1Y2C</p>                                  | <p>432730558</p>                                       | <p>L1150 x W550 x H1520 mm,<br/>3 shelves 500 x 1000 mm</p>  |
|  | <p><b>Bumper</b><br/>Protect your machines from trolleys with the bumpers in both, clean and dirty side. You'll receive 2 bumpers and the installation kit</p>   | <p>0W7RG0<br/>0W7RG5<br/>0W7RG6</p>            | <p>55015668<br/>55015669<br/>55015670</p>              | <p>L902 mm for WB6-20<br/>L1037 mm for WB6-27<br/>L1258 mm for WB6-35</p>  |
|  | <p><b>Drain kit</b><br/>Provides an external draining pipe which attaches to the machine's drain valve. Each kit contains 2 parts: one for the clean and one for the dirty.</p>  | <p>0W7TBG<br/>0W7TBH<br/>0W7TBI<br/>0W7TBJ</p> | <p>55015682<br/>55015683<br/>55015684<br/>55015685</p> | <p>Simple drain right or left<br/>WB6-20 or WB6-27<br/>Simple drain right or left<br/>WB6-35<br/>Double drain right or left<br/>WB6-20 or WB6-27<br/>Double drain right or left<br/>WB6-35</p> |


# Shaping the Sustainable Laundry

## Line 6000 Evolution Barrier Washers



|   | WB6-20    | WB6-27    | WB6-35    |
|---|-----------|-----------|-----------|
| Drum volume (l)   | 200       | 270       | 350       |
| Dry weight capacity (kg/lb)   | 20/44     | 27/60     | 35/77     |
| G-factor  | 350       | 350       | 350       |
| Width (mm-in)   | 915/36    | 1050/41,3 | 1270/50   |
| Depth (mm-in)   | 1030/40,5 | 1030/40,5 | 1030/40,5 |
| Height (mm-in)  | 1620/63,8 | 1620/63,8 | 1620/63,8 |
| Non-heated / Electric / Direct steam / Indirect Steam / Low pressure steam / Electric & steam / Gas | ●         | ●         | ●         |
| Number of detergent signals   | 13        | 13        | 13        |
| Detergent box   | ○         | ○         | ○         |
| CompassPro  | ●         | ●         | ●         |
| Double Compass Pro  | ○         | ○         | ○         |
| Integrated Weighing System  | ○         | ○         | ○         |
| Power balance   | ●         | ●         | ●         |
| Automatic Inner Door Opening (AIDO)   | ○         | ○         | ○         |
| Double drain valve  | ○         | ○         | ○         |
| End of cycle alarm  | ○         | ○         | ○         |
| Stainless steel body  | ○         | ○         | ○         |
| Third water   | ○         | ○         | ○         |
| Left / right door opening   | ○         | ○         | ○         |
| Titration valve   | ○         | ○         | ○         |
| Certus Management Information System (CMIS)   | ○         | ○         | ○         |
| Bumper  | ○         | ○         | ○         |
| Clean room construction   | ○         | ○         | ○         |
| Efficient Dosing System   | ○         | ○         | ○         |







Excellence is central to everything we do.  
By anticipating our customers' needs, we strive for  
Excellence with our people, innovations, solutions and services.  
To be the OnE making our customers' work-life easier,  
more profitable – and truly sustainable every day.

Follow us on



[www.electroluxprofessional.com](http://www.electroluxprofessional.com)

## Excellence with the environment in mind

- ▶ The majority of Electrolux Professional Group factories are third-party certified according to ISO (International Organization for Standardization) standards ISO 9001 and ISO 14001, with some sites also certified ISO 5001 and ISO 45001.\*\*\*
- ▶ We are focused on developing innovative and sustainable solutions designed for low water, energy and detergent consumptions and reduced emissions.
- ▶ Our products are tailored to human comfort based on ergonomic principles and according to the user's natural workflow, achieving maximum efficiency with minimum effort. We also perform third-party ergonomic certifications on certain products (ERGOCERT).
- ▶ The selection of materials and technologies for our products complies with REACH (Registration, Evaluation, Authorization and Restriction of Chemicals) and RoHS directives (Restriction of Hazardous Substances 2011/65/EU) for the protection of human health and the environment.

\*\*\*for more details, refer to annual Sustainability Report at: [electroluxprofessionalgroup.com](http://electroluxprofessionalgroup.com)

